

Welcome!

We'll be starting in a few minutes...



Philosophy of Refereeing in U6, U7, U8

In the younger player game the Referee is much more of a friendly guide than a rule enforcer

The referee's job is to keep the players safe and happy. Stop unsafe, unfair behavior. They'll have fun

Young players that commit technical errors (like improperly taking a throw-in), in general, should be given a second chance

Young players should never be subjected to public humiliation

Guiding Principle: Safe, Fun & Fair

U6, U7, U8 rules differ from the normal rules of soccer:

- We do not call offside – so no Assistant Referees are needed
- No penalty kicks are awarded
- No slide tackling allowed
- No intentional headers allowed
- All Free Kicks are direct (DFK)
- Be lenient on throw-ins
- Be extra protective of goalkeepers
- No misconduct cards shown ever
- Size 3 ball

- <https://cms.wssl.org/programs/core/divisions/>



New York City Youth Soccer Since 1987

WEST SIDE

SOCCER LEAGUE



HOME

PROGRAMS ▾

REGISTRATION ▾

SCHEDULES ▾

FIELDS ▾

VOLUNTEERS ▾

ABOUT ▾

BLOG

LOGIN

General

- RED BULLS CURRICULUM
- SMALL SIDED PLAY
- PROGRAM FAQ

CORE U6-U19

DIVISIONS - WHERE / WHEN WE PLAY

- TEAM FORMATION
- WAISTLISTS
- FREE CORE WEEKDAY TRAINING PROGRAM

TRAVEL TEAMS U8-U19



FIELD STATUS



We will post field closures or game cancellations here.

REGISTRATION AND TRYOUTS



Spring 2021 season is currently underway and registration is closed.

Travel/Tournament Team Tryouts:

We will be holding tryouts for Travel and Tournament Teams for the Fall 2021/Spring 2022 seasons for U8-U14 from April 19 to May 2, 2021. and our high school teams after that. Check the "Travel and

Players and Game Duration

- G6 and B6:
 - 3v3 or 4v4 (no keeper) depending on attendance
 - 35 minute practice followed by 25 minute game with two 10-minute halves
- G7: 4v4 (no keeper), 45 minute game with two 20-minute halves
- B7: 3v3 (no keeper), 45 minute game with two 20-minute halves
- G8 and B8:
 - 4v4 (no keeper)
 - 45 minute game with two 20-minute halves
- All Divisions: Two substitution breaks per half of the game




Referee Hand Signals

Restart is a goal kick :

Referee Hand Signals



Restart is a goal kick :

Referee points down
to goal



Referee Hand Signals



Restart is a goal kick :
Referee points down
to goal



Restart is a corner
kick:

Referee Hand Signals



Restart is a goal kick :
Referee points down
to goal



Restart is a corner
kick: Referee points
upward towards
corner

Referee Hand Signals

Restart is a goal kick :
Referee points down
to goal





Goal scored –
restart is a center
kick

Restart is a corner
kick: Referee points
upward towards
corner

Referee Hand Signals

Restart is a goal kick :
Referee points down
to goal



Restart is a corner
kick: Referee points
upward towards
corner

Goal scored –
restart is a center
kick:

Referee signals
goal scored by
pointing to restart –
a kick-off at the
center of the field –
and running
towards the halfway
line

To Whistle or Not To Whistle?

- Start of the game?
- Half Time?
- End of the Game?
- When the ball goes off the field?
- When a goal is scored?
- To stop play because of an injury?



To Whistle or Not To Whistle?

- Start of the game?
 - Half Time?
 - End of the Game?
 - When the ball goes off the field?
 - When a goal is scored?
 - To stop play because of an injury?
- Yes! One Whistle



To Whistle or Not To Whistle?

- Start of the game?
 - Half Time?
 - End of the Game?
 - When the ball goes off the field?
 - When a goal is scored?
 - To stop play because of an injury?
- Yes! One Whistle
 - Yes! Two whistles



To Whistle or Not To Whistle?

- Start of the game?
 - Half Time?
 - End of the Game?
 - When the ball goes off the field?
 - When a goal is scored?
 - To stop play because of an injury?
- Yes! One Whistle
 - Yes! Two whistles
 - Yes! Three whistles



To Whistle or Not To Whistle?

- Start of the game?
 - Half Time?
 - End of the Game?
 - When the ball goes off the field?
 - When a goal is scored?
 - To stop play because of an injury?
- Yes! One Whistle
 - Yes! Two whistles
 - Yes! Three whistles
 - No – use hand signals for throw-in, corner kick or goal kick



To Whistle or Not To Whistle?

- Start of the game?
 - Half Time?
 - End of the Game?
 - When the ball goes off the field?
 - When a goal is scored?
 - To stop play because of an injury?
- Yes! One Whistle
 - Yes! Two whistles
 - Yes! Three whistles
 - No
 - No – signal a goal scored by pointing to the center of the field; a whistle is only needed to stop play if the goal is not clear and play continues



To Whistle or Not To Whistle?

- Start of the game?
 - Half Time?
 - End of the Game?
 - When the ball goes off the field?
 - When a goal is scored?
 - To stop play because of an injury?
- Yes! One Whistle
 - Yes! Two whistles
 - Yes! Three whistles
 - No
 - No
 - Yes – make a good, loud whistle to quickly stop the game if necessary.



To Whistle or Not To Whistle?

- Start of the game?
 - Half Time?
 - End of the Game?
 - When the ball goes off the field?
 - When a goal is scored?
 - To stop play because of an injury?
 - To indicate a free kick?
- Yes! One Whistle
 - Yes! Two whistles
 - Yes! Three whistles
 - No
 - No
 - Yes
 - Yes - blow whistle and point with a raised arm in the direction of the goal that the team who has been awarded the free kick is attacking.



To Whistle or Not To Whistle?

- Start of the game?
- Half Time?
- End of the Game?
- When the ball goes off the field?
- When a goal is scored?
- To stop play because of an injury?
- To indicate a free kick?
- Yes! One Whistle
- Yes! Two whistles
- Yes! Three whistles
- No
- No
- Yes
- Yes

Try not to diminish the effect of the whistle by blowing too often.
Let doubtful or trifling infractions “slide” and whistle for what matters.

Time Keeping

- The previous game ran over by 5 minutes. Is it ok to end 5 minutes late?
- An attacker was in front of the goal with the ball. As he was about to shoot, the referee gave the final whistle and ended the game. Was the referee's decision fair?
- How long is a water break? Subs break?
- How long is half time?
- No – in WSSL all games must end on time, and 5 minutes before the start time of the next game on that field.
- Probably yes. The referee has sole discretion over time keeping. But use common sense to avoid tears.
- About 60 seconds – no donuts or team talk!
- 5 minutes which is not much

Accessing the Referee Scheduler

The system checks your eligibility automatically:

Current Year Volunteer registration at WSSL, Safe Haven, CDC Concussion and relevant referee class (in-person or Zoom)

Step 1: Log in to the WSSL system using your own user name and password. This applies to youth volunteers as well.

Step 2: Select "Referees" in the top navigation menu.

Step 3: Select "Referee Schedule Signup".

Step 4: Select a date and a division for the game that you would like to officiate. You may choose to select a default division which will limit your view of available games to that division. You may always choose to officiate games in another division if you would like.

Step 5: Select the game that you want to officiate and the position you want to take.

Step 6: Update your self-scheduled selection. You should see your name next to the selection you toggled.

Step 7: You should see that your request is pending (next to your name). Your Chief Referee or Referee Scheduler will approve your selection. You can assume that your request is approved unless you hear from them.

[inLeague Home](#) – [Referees Menu](#)

Referee Self-Scheduler

You can still

Competition:

Division:

<< Previous Week Jump to week: Next Week >>

Once confirmed, Core Program assignments may only be cancelled by a referee administrator.

☰ Sunday, May 2, 2021

Field:	Time:	Division:	Game:	Teams:	View Match Report	REFEREE 1	REFEREE 2	REFEREE MENTOR
Riverside Park @ 73rd/74th St (Oval Inside Track)	2:10PM - 3:10PM	G6	55940	G6-F v. G6-C		<input type="button" value="SIGN UP"/>	<input type="button" value="SIGN UP"/>	<input type="button" value="SIGN UP"/>
Riverside Park @ 73rd/74th St (Oval Inside Track)	3:20PM - 4:20PM	G6	55941	G6-D v. G6-B	View Match Report	REFEREE 1 KAREN OCONNELL	REFEREE 2 SACHIN CHAUDHRY	<input type="button" value="SIGN UP"/>
Riverside Park @ 73rd/74th St (Oval Inside Track)	4:30PM - 5:30PM	G6	55942	G6-E v. G6-A	View Match Report	REFEREE 1 ERIC SALZMAN	<input type="button" value="SIGN UP"/>	<input type="button" value="SIGN UP"/>

[+ My Volunteer Eligibility](#)

Can I Referee My Sibling's or Child's game?

- Yes!
- WSSL allows parents to referee their own child's game in the early years (U6-U8)
- U9 and older – Center Referees should sign up to referee the game directly before or after their own child's game
- Assistant referees may referee their own child's game
- *If no other certified referee is available, a certified referee whose child is playing in the game may serve as the center referee for that game*
- Even if your own child may be okay with you refereeing their game, someone else may not be...

Uneven Number of Players

- Coaches work this out, referees encourage
- No player should sit out, if by doing so they will not get to play $\frac{3}{4}$ of the game. Roster size = $\frac{3}{4}$ match!
- Players and teams should not be “penalized” for having good attendance
- “Borrowed” players must be AYSO registered
- “Borrowed” players should not play if a scheduled player must sit out to accommodate them
- “Borrowed” players must be same age or younger
- Lending players between teams is permissible
- *Use the opportunity to teach sportsmanship*

Dealing with Coaches/Spectators

Our expectations are that everyone (coaches, referees and spectators) will cooperate, to make the match FAIR, SAFE AND FUN.

99.9% of the time, that is exactly what happens.

But what about that .1%? How do we handle those situations?



Dealing with Coaches/Spectators

- You are not alone - Use the AYSO Team
- Keep adults focused on creating an enjoyable experience for the players
- Remain calm and professional
- Intervene early to prevent escalation. A smile can defuse a bad situation.
- Always look to defuse the tension and de-escalate the situation.
- Remind them about why we (all of us!) are here- to make the game fair, safe and fun FOR THE KIDS.
- Report any unpleasantness in your match report.
- Talk to your division Chief Referee

Entering Match Reports

It's not very obvious where to put your match report. On the Referee Schedule you should see a Game ID next to your game.

inLeague Home – Referees Menu

Referee Self-Scheduler You can still

Competition: Core Program Division: G6 << Previous Week Jump to week: April 10, 2021 Next Week >>

Once confirmed, Core Program assignments may only be cancelled by a referee administrator.

☰ Sunday, April 11, 2021

Field:	Time:	Division:	Game:	Teams:	View Match Report	REFEREE 1	REFEREE 2	REFEREE MENTOR
Riverside Park @ 73rd/74th St (Oval Inside Track)	2:10PM - 3:10PM	G6	55931	G6-A v. G6-B		KAREN OCONNELL	ERIC SALZMAN	SIGN UP
Riverside Park @ 73rd/74th St (Oval Inside Track)	3:20PM - 4:20PM	G6	55932	G6-C v. G6-E		ERIK SUMPTION	HUDSON PRITCHARD	SIGN UP
Riverside Park @ 73rd/74th St (Oval Inside Track)	4:30PM - 5:30PM	G6	55933	G6-D v. G6-F		JOERG SCHAEFER	ORIANE CELERIO	SIGN UP

☰ My Volunteer Eligibility

If you are the Centre Referee then the number is "clickable" and will take you to the match report entry page. For divisions with two side-by-side games, only one match report screen is available so please combine reports into one. For obvious reasons, the match report cannot be entered until after the match has ended. The screen looks something like this:

inLeague Home – Games – Scores and Standings

Match Report – G6 Game #55931

Date: Sunday, April 11, 2021 at 2:10 PM

Field: Riverside Park @ 73rd/74th St (Oval Inside Track)

Teams: G6-A (White/Red solid jerseys) v. G6-B (Blue solid jerseys)

Center Ref: [Karen Oconnell](#)

Assistant Ref 1: [Eric Salzman](#)

Assistant Ref 2: Unassigned

Final Score: Scores not yet submitted

Score at halftime: Not submitted

Cautions/Send-offs: None

You are authorized to submit scores for this game:

[ENTER MATCH REPORT](#)

Then click on "Enter Match Report" and it will take you to a screen like this where you can enter your comments and the score:

inLeague Home – Games – Scores and Standings

Game Information – G6 Game #55931

[← Go back to the Games List](#) [→ View Match Report for this Game](#)

Date: 11-Apr-21 at 2:10
Field: Riverside Park @ 73rd/74th St (Oval Inside Track)
Teams: G6-A v. G6-B
Center Referee: karendoconnell@gmail.com
Assistant Referee 1: ericsalzman@gmail.com
Assistant Referee 2: –

Update the score:

G6-A (Red Pandas) (H): (final) (half)
G6-B (Blue Super Stars) (V): (final) (half)

Enter some comments about the game

[SUBMIT REPORT](#)

Point Deductions and Additions

There are no Cautions, Send-offs, or other Score Transactions for this game.

Add a score transaction to this game:

If all else fails, drop an email to the Division Chief referee!

Teen Referees

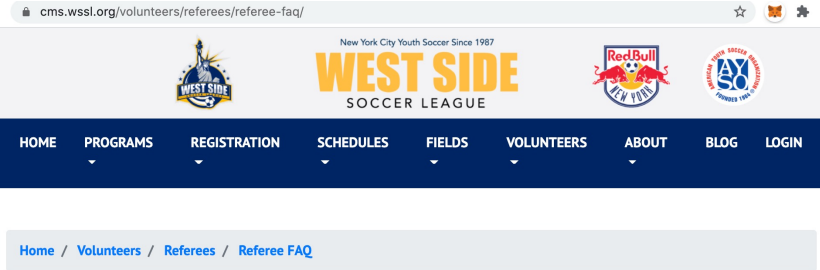
Additional support and resources are available for Teen Referees

In the week before game, contact John Drayton if you would like him to arrange mentoring, provide additional support or feed-back.

John's email: drayts@aol.com



Lots more information on the website...




Other Resources

- Laws of the game
- Heading the ball
- Pre-Game
- Working With Coaches
- Referee Events
- Study Guides
- Division Cheat Sheets
- Videos

Referee FAQ

- How do I get comfortable out there?
- Which courses do I need to take?
- Can I referee older divisions without upgrading to Regional or Intermediate Referee?
- Can I skip safe haven or concussion awareness?
- How do I sign up to referee a game once I am certified?
- Can I referee my child's game?
- Where do I get the referee uniform and equipment?
- Do I have to commit to referee a minimum number of games?
- What if the center ref position would be too stressful for me?
- What if English isn't my first language?
- Can my child referee?
- Can I take the referee classes online?
- What other training do you offer?
- Will my kid be proud of me?
- Why do so many referees continue even after their child has aged out of WSSL?
- Who is my division head?
- When will I know what team my child is on?



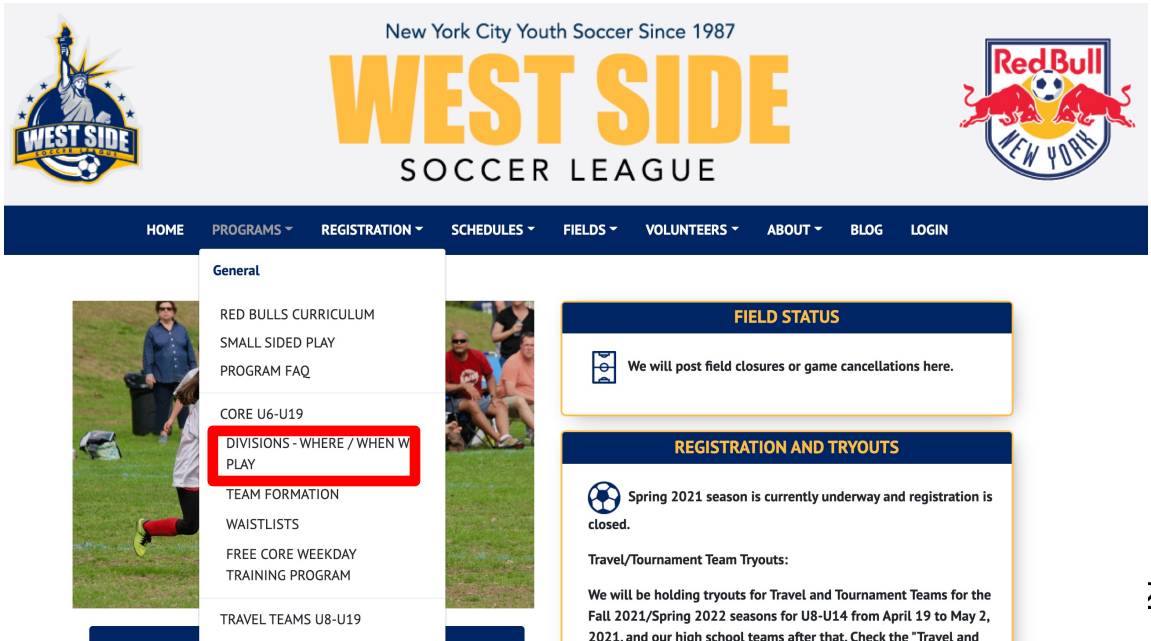
OTHER RESOURCES

- Laws of the game
- Heading the ball
- Pre-Game
- Working With Coaches

Referee Resources

West Side Soccer League - Guides for Referees

- Referee Survival Kit (updated September 2019)
- Referee Wallet Card (updated April 2021)
- Guide for Referee Schedulers (updated October 2019)



... or reach out to your division Chief Referee listed here →

Remember the AYSO PHILOSOPHIES

- Everyone Plays
- Balanced Teams
- Open Registration
- Positive Coaching
- Sportsmanship (Good!)
- Player Development

“EBOPS-P” for those who like mnemonics